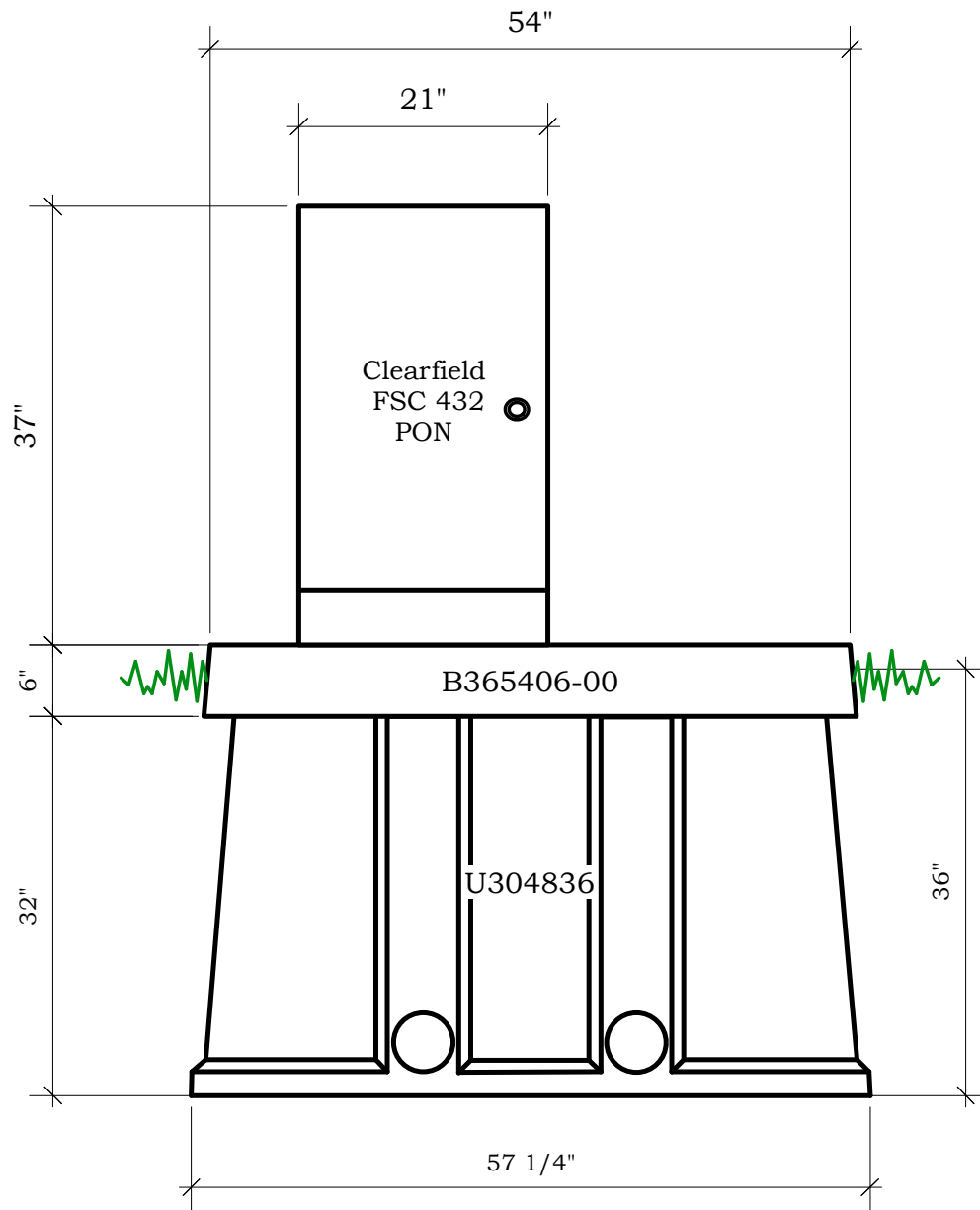


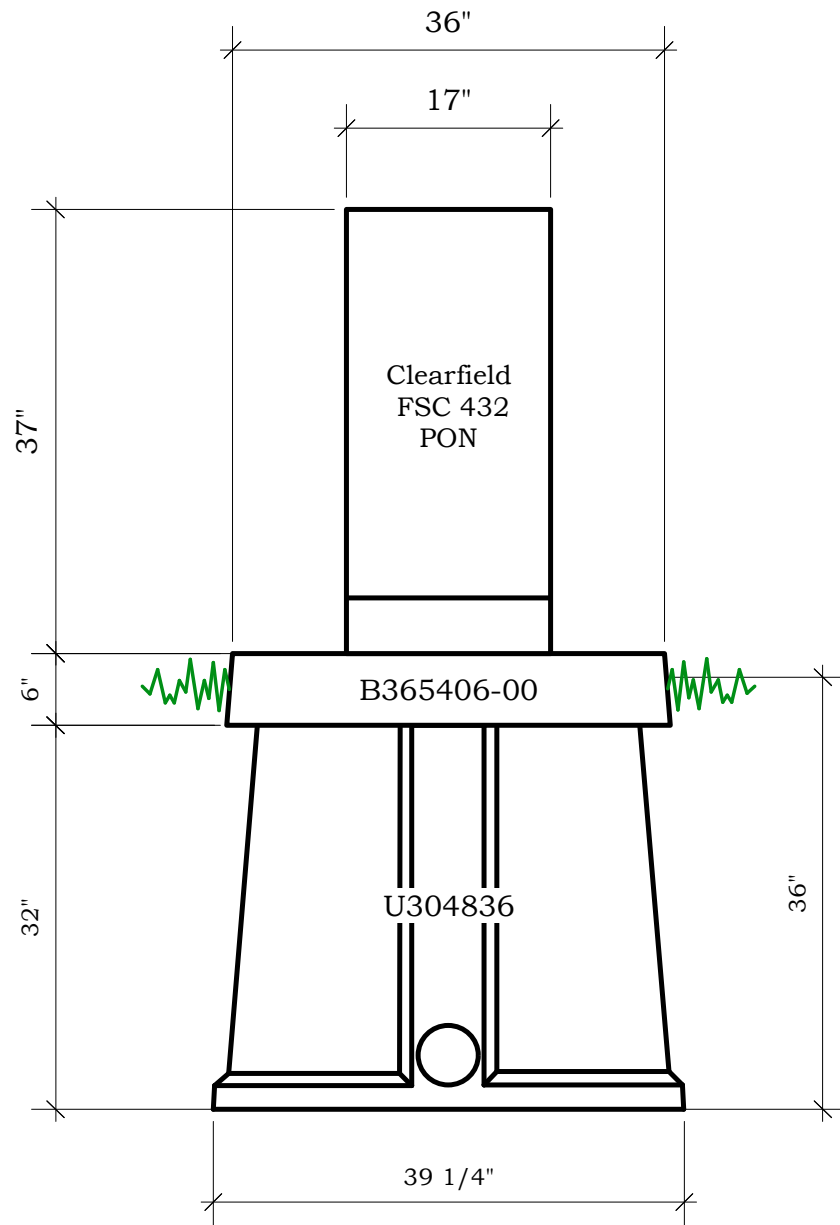
Drawing	S.11.C.E.1.137.B	MFG	Clearfield	<i>Tunnel Mill Polymer, Inc.</i> 103 Main St. Po Box 23 Alden, IA 50006 Phone: 515.859.7629 Fax: 515.859.7706 Email: Sales@tunnelmill.com Website: Tunnelmill.com
Drawn By	Marcela Hoversten	Cabinet	FSC 432 PON	
Date	07/23/14	Foundation	B365406-00	
Checked By	Brian Day	Vault	U304836	
Date	00/00/00	Please check tunnelmill.com for the latest version of this drawing and for downloads in other drawing formats.		
Revision	A			
Revision Date	00/00/00			
Page	1 OF 8			



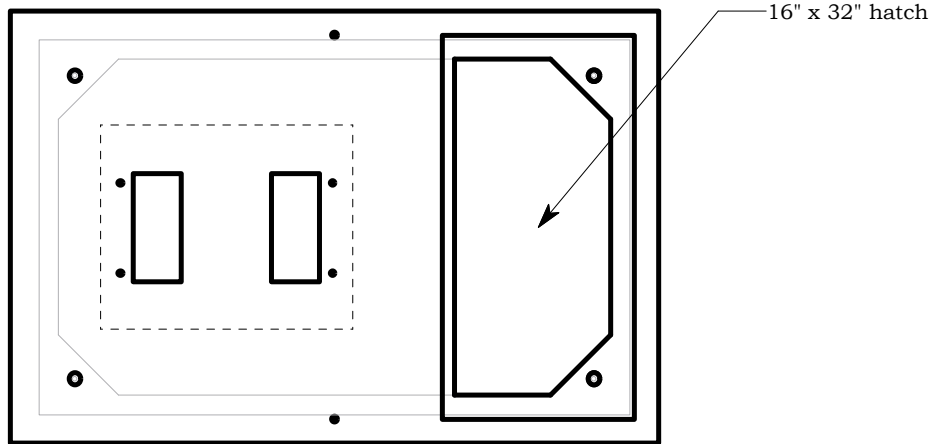
Drawing	S.11.C.E.1.137.B	MFG	Clearfield
Drawn By	Marcela Hoversten	Cabinet	FSC 432 PON
Date	07/23/14	Foundation	B365406-00
Checked By	Brian Day	Vault	U304836
Date	00/00/00	Please check tunnelmill.com for the latest version of this drawing and for downloads in other drawing formats.	
Revision	A		
Revision Date	00/00/00		
Page	2 OF 8		

***Tunnel Mill
Polymer, Inc.***

103 Main St.
Po Box 23
Alden, IA 50006
Phone:
515.859.7629
Fax:
515.859.7706
Email:
Sales@tunnelmill.com
Website:
Tunnelmill.com



Drawing	S.11.C.E.1.137.B	MFG	Clearfield	<i>Tunnel Mill Polymer, Inc.</i> 103 Main St. Po Box 23 Alden, IA 50006 Phone: 515.859.7629 Fax: 515.859.7706 Email: Sales@tunnelmill.com Website: Tunnelmill.com
Drawn By	Marcela Hoversten	Cabinet	FSC 432 PON	
Date	07/23/14	Foundation	B365406-00	
Checked By	Brian Day	Vault	U304836	
Date	00/00/00	Please check tunnelmill.com for the latest version of this drawing and for downloads in other drawing formats.		
Revision	A			
Revision Date	00/00/00			
Page	3 OF 8			



Foundation will be produced with two openings allowing the cabinet to be turned 180 degrees.

Drawing	S.11.C.E.1.137.B	MFG	Clearfield	<i>Tunnel Mill Polymer, Inc.</i> 103 Main St. Po Box 23 Alden, IA 50006 Phone: 515.859.7629 Fax: 515.859.7706 Email: Sales@tunnelmill.com Website: Tunnelmill.com
Drawn By	Marcela Hoversten	Cabinet	FSC 432 PON	
Date	07/23/14	Foundation	B365406-00	
Checked By	Brian Day	Vault	U304836	
Date	00/00/00	Please check tunnelmill.com for the latest version of this drawing and for downloads in other drawing formats.		
Revision	A			
Revision Date	00/00/00			
Page	4 OF 8			